

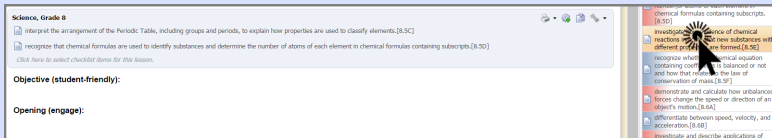
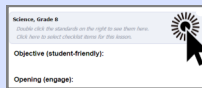
11/15/2016

# TIP TUESDAY

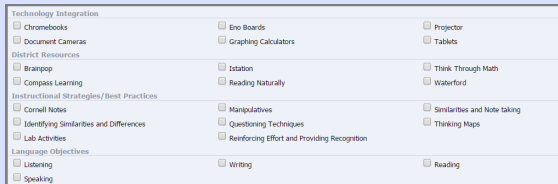
## Quickly Add TEKS to your Lesson Plans!

*In Forethought, it's just 2 steps*

1. Click once in the shaded area at the top of your lesson plan; your TEKS will appear at the right.
2. Double-click TEKS to add to the lesson plan.



3. To remove TEKS from your plan, right-click on the standard and choose *Remove From Lesson*.
4. Click once on *Click here* (in the shaded area at the top) to open options to check.



*Hint: See your campus administrator for what content is desired for your campus.*